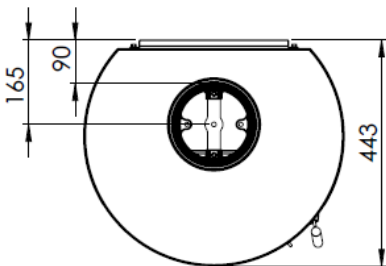
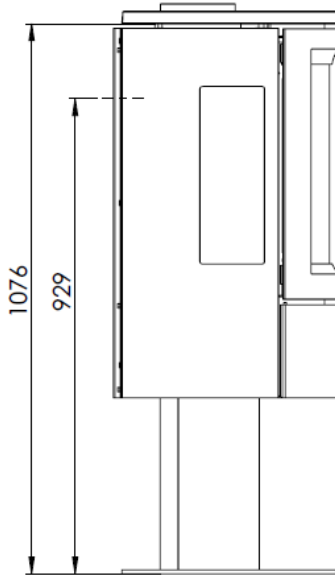
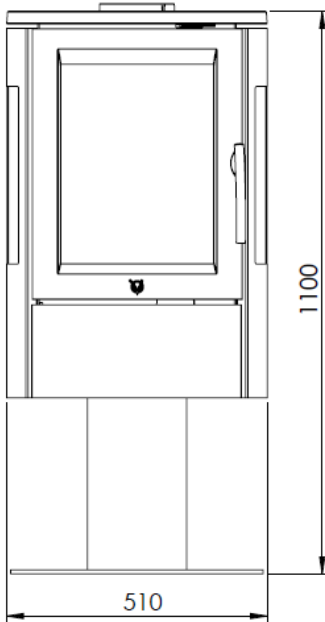


Technical Data Nice



Height (cm)	100
Width (cm)	51
Depth (cm)	44
Weight (kg)	104
Output	5-9 kW
Nominal output	6,4 kW
Heated area	45-120 m ²
Efficiency	83 %
EET	111
Flue gas data: 260 °C at 25°C, 12 pa	

Combustion chamber: (W x D x H):
31-40 x 25 x 36 cm

Smoke outlet Ø15 cm

Installation height top: 108 cm

Installation height rear: 93 cm

Distance to non-flammable material:
5-10 cm (recommended)

Distance to flammable material:
Rear = 23 cm, Side = 60 cm, Front = 100 cm